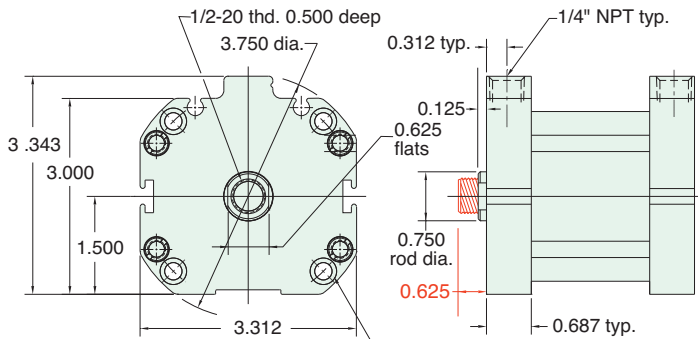


2 1/2" BORE AFO COMPACT CYLINDER



AF-□□□-40-□



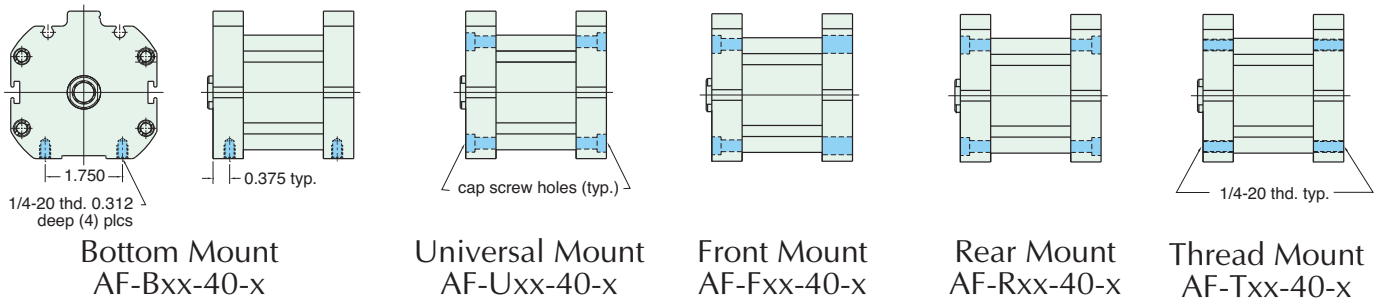
Mounting holes for 0.250 socket head cap screw (4) plcs equally spaced on 3.250 dia. bolt circle



For rod with male thread option, add -T to the end of the part number after Stroke
See page 78 for Air Force One numbering system

MOUNTING STYLES

Five mounting styles give you versatility and fast, easy installation.

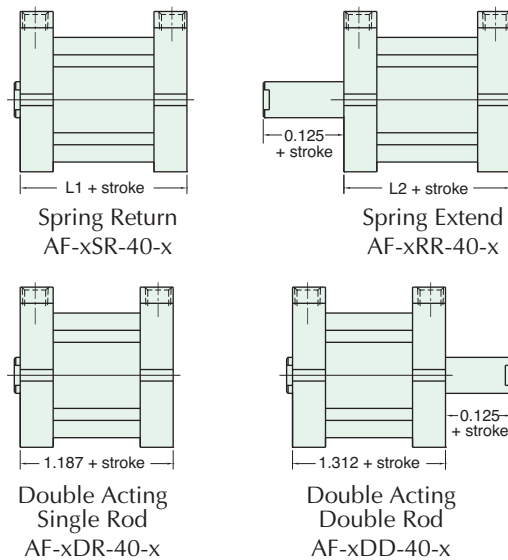


CYLINDER LENGTHS

"L"	Stroke	Spring Return	Spring Extend
L1	1/4" - 1"	1 3/16"	
L1	1 1/8" - 2"	2 1/16"	
L1	2 1/8" - 3"	2 15/16"	
L1	3 1/8" - 4"	3 13/16"	
L2	1/4" - 1"		1 15/16"
L2	1 1/8" - 2"		2 13/16"
L2	2 1/8" - 3"		3 11/16"
L2	3 1/8" - 4"		4 9/16"

Overall length of body is stroke plus "L"

Add 7/8" for Magnetic Piston



Spring Forces	
Spring Return	
Compressed	At Rest
25 lbs.	18.5 lbs.
Spring Extend	
Compressed	At Rest
25 lbs.	18.5 lbs.